

**NETAJI SUBHAS ASHRAM MAHAVIDYALAYA
SUISA, PURULIA**

Teachers' Feedback Analysis Report (Session 2022-23)

The quality of a higher education institution depends on the quality of teachers. The teacher has to play a multi-dimensional role to convey the nuances of the subject to the heterogeneous students of a class. Since teachers are the primary channel of knowledge transfer, their feedback on learning outcomes, curriculum content, proper sequencing of curriculum content, etc. is crucial for the smooth running of the institution. Feedback from teachers is very important for the overall development of the students and for evaluating the facilities provided by the college.

Internal Quality Assurance Cell (IQAC), Netaji Subhash Ashram Mahavidyalaya has conducted a feedback process to get teachers' views. Therefore, the IQAC has taken offline feedback with questionnaire from teachers for the session 2022 - 2023.

A total of 23 teachers have been surveyed. These data are then summarized and analyzed with tables and diagrams by applying suitable cartographic techniques to reach various conclusions. The data collected are statistically processed and converted into indicators. Functional interrelationships among the indicators are then analyzed by the IQAC and a summary report was prepared.

Teachers Feedback Analysis and Interpretation:

1. Are you satisfied with the present syllabus?

Table 01: Satisfaction with the current syllabus.

Responses	No	Not sure	Yes	Total
Number of respondents	8	2	15	25
Per cent	32	8	60	100

About 60 per cent of the faculty members expressed their satisfaction with the current syllabus. About 8 per cent of members adopted neutrality. At least 32 percent of members said no in their answer to this question (Table 01 and Figure 01).

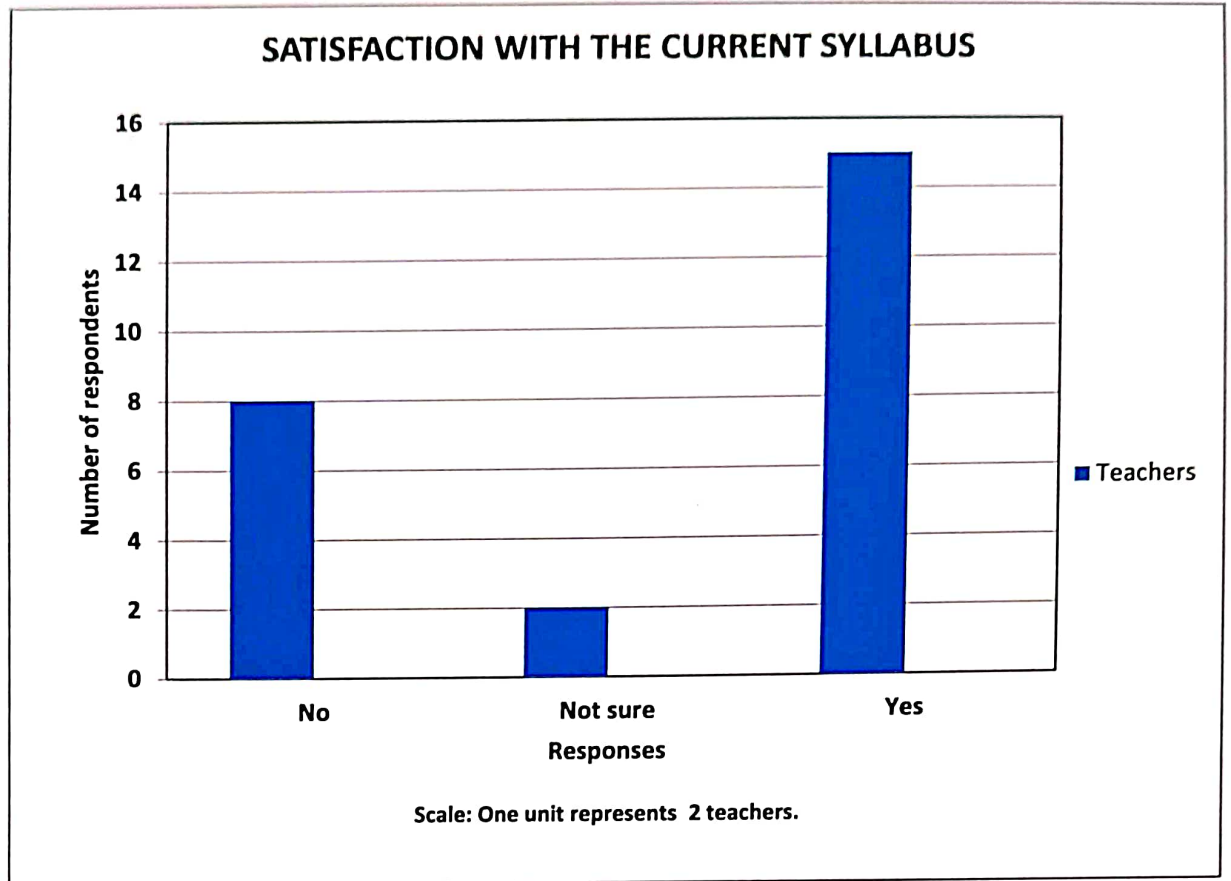


Figure 01: Satisfaction with the current syllabus.

2. Do you agree that the CBCS is better than the 1+1+1 system?

Table 02: The CBCS is better than the 1+1+1 system.

Responses	No	Not sure	Yes	Total
Number of respondents	12	0	13	25
Per cent	48	0	52	100

About 52 percent faculty members said CBCS is better than 1+1+1 system. No member has accepted neutrality in this case. At least 48 percent of members said no in their answer to this question (Table 02 and Figure 02).

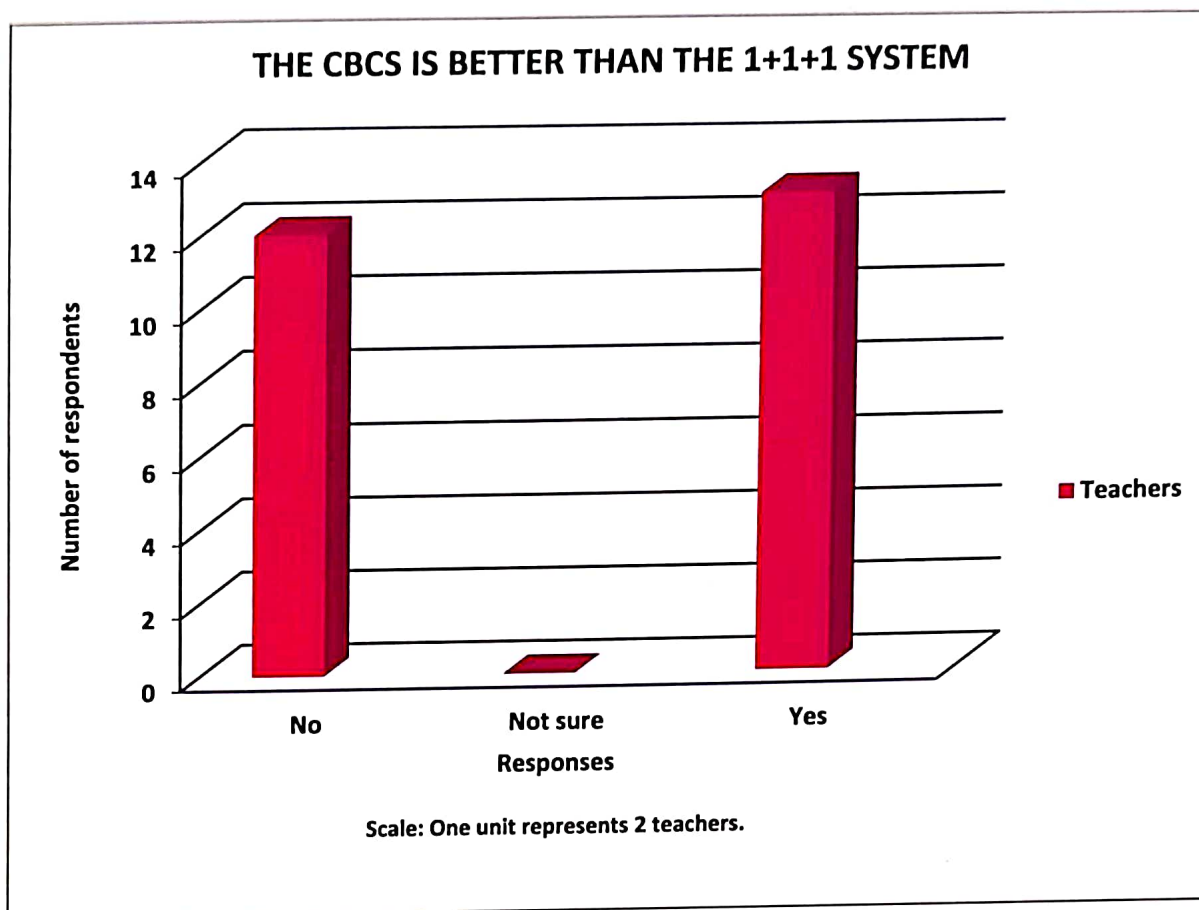


Figure 02: The CBCS is better than the 1+1+1 system.

3. Do you agree that the current curriculum is adequate to enrich students' subject-specific knowledge?

Table 03: Current curriculum is adequate to enrich students' subject-specific knowledge.

Responses	No	Not sure	Yes	Total
Number of respondents	8	2	15	25
Per cent	32	8	60	100

At least 60 percent of the teachers answered yes and 8 percent of the teachers said not sure to this question. At least 32 percent of teachers said no in their answer to this question (Table 03 and Figure 03).

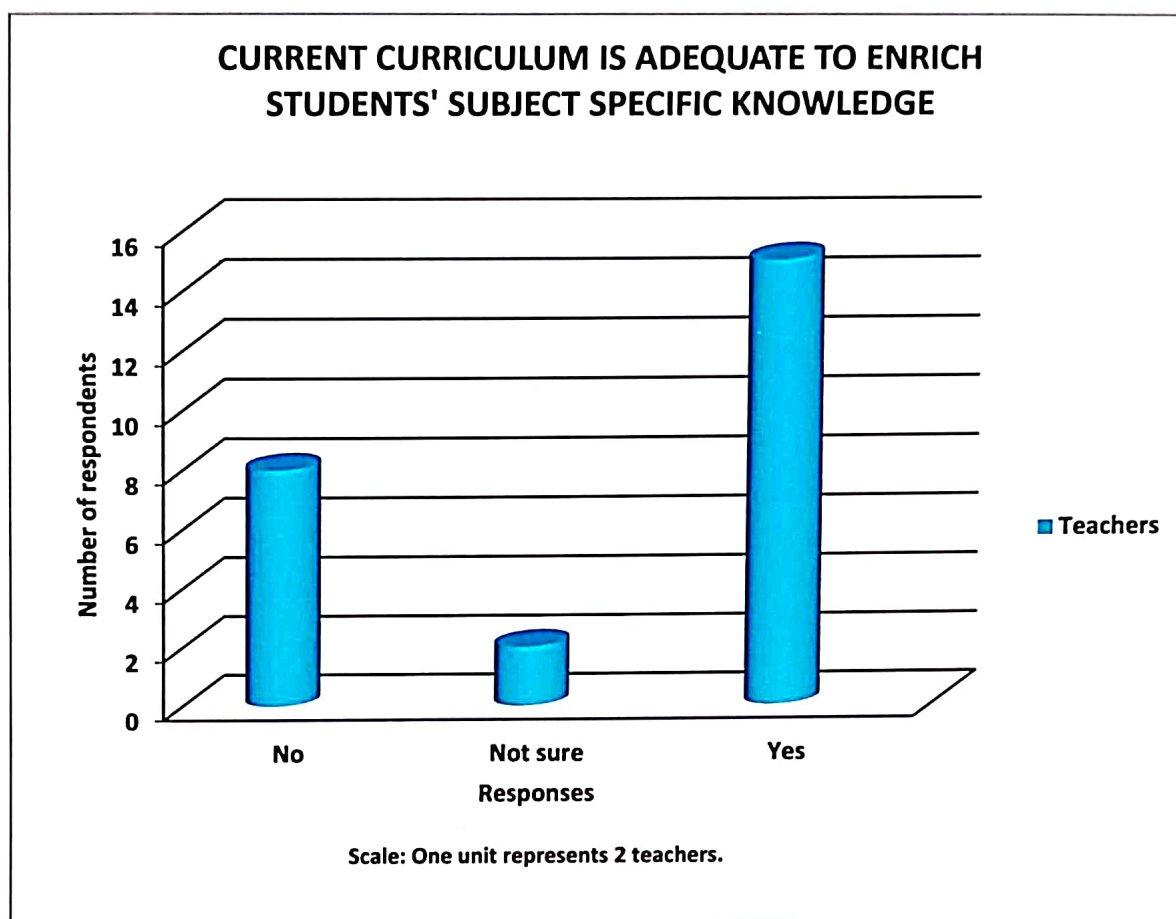


Figure 03: Current curriculum is adequate to enrich students' subject-specific knowledge.

4. Do you agree that the current syllabus is job oriented?

Table 04: The current syllabus is job oriented.

Responses	No	Not sure	Yes	Total
Number of respondents	3	16	6	25
Per cent	12	64	24	100

About 6 percent of the teachers called the current syllabus as job-oriented. Majority of the teachers (64 percent) said not sure to this question. Only 12 percent of teachers said no in their answer to this question (Table 04 and Figure 04).

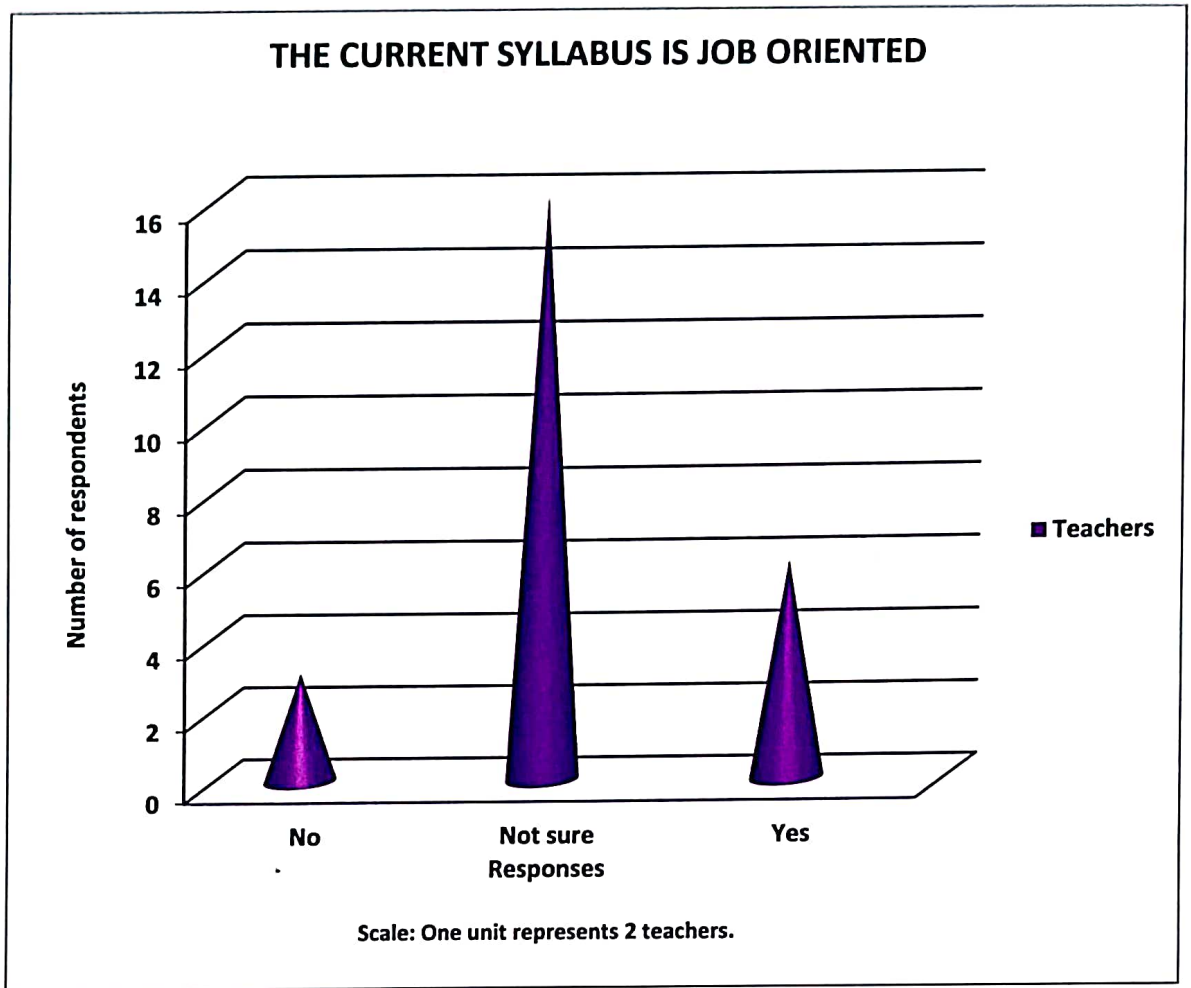


Figure 04: The current syllabus is job oriented.

5. Students are disciplined and respect the teaching and non-teaching staff members.

Table 05: Students are disciplined and respect the teaching and non-teaching staff

members.

Responses	Disagree	Not sure	Agree	Total
Number of respondents	0	0	25	25
Per cent	0	0	100	100

Most of the teachers (100 percent) agreed to this question. None of the teachers disagreed to this question. No one said for not sure in this case (Table 05 and Figure 05).

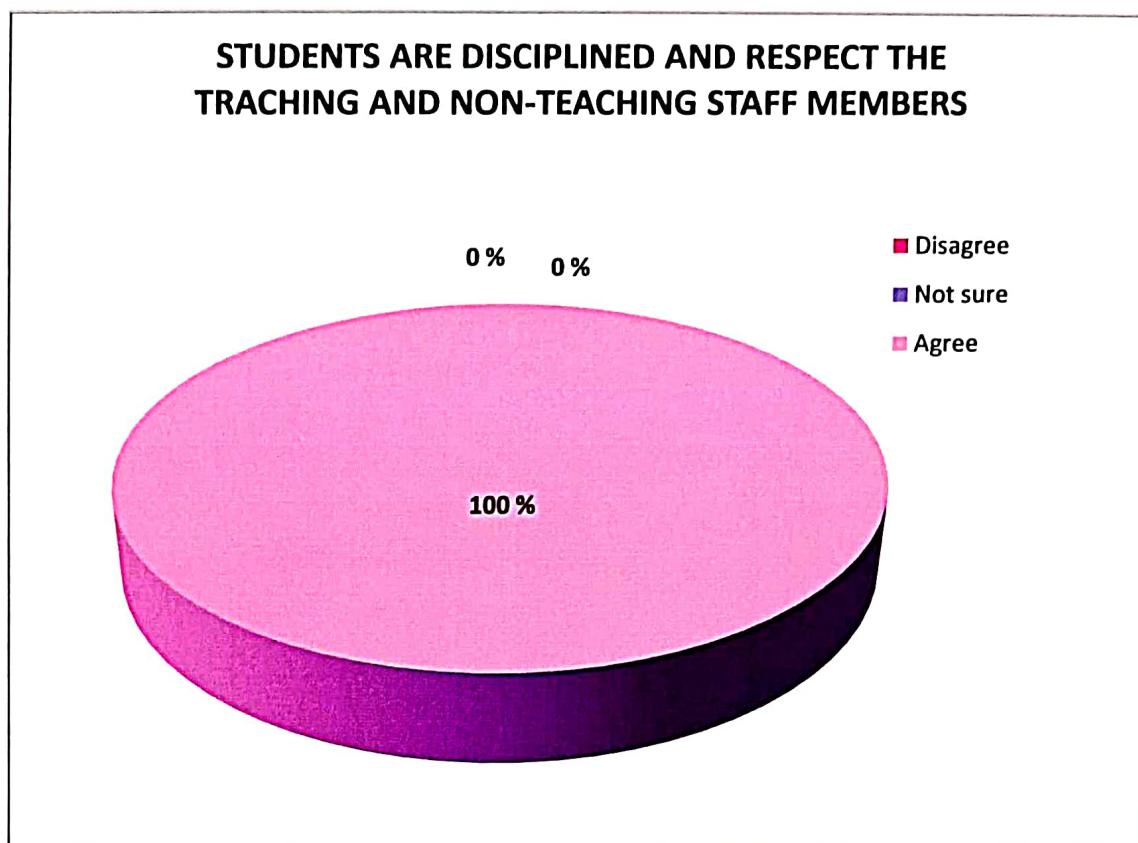


Figure 05: Students are disciplined and respect the teaching and non-teaching staff members.

6. The prescribed books are available in the Library in sufficient numbers.

Table 06: The prescribed books are available in the Library in sufficient numbers.

Responses	Disagree	Not sure	Agree	Total
Number of respondents	3	0	22	25
Per cent	12	0	88	100

About 88 percent of the teachers feel that the prescribed books are available in the library in sufficient numbers. Rests 12 percent of the teachers think that the books prescribed in the library are not available in sufficient quantity. No one said for not sure in this case (Table 06 and Figure 06).

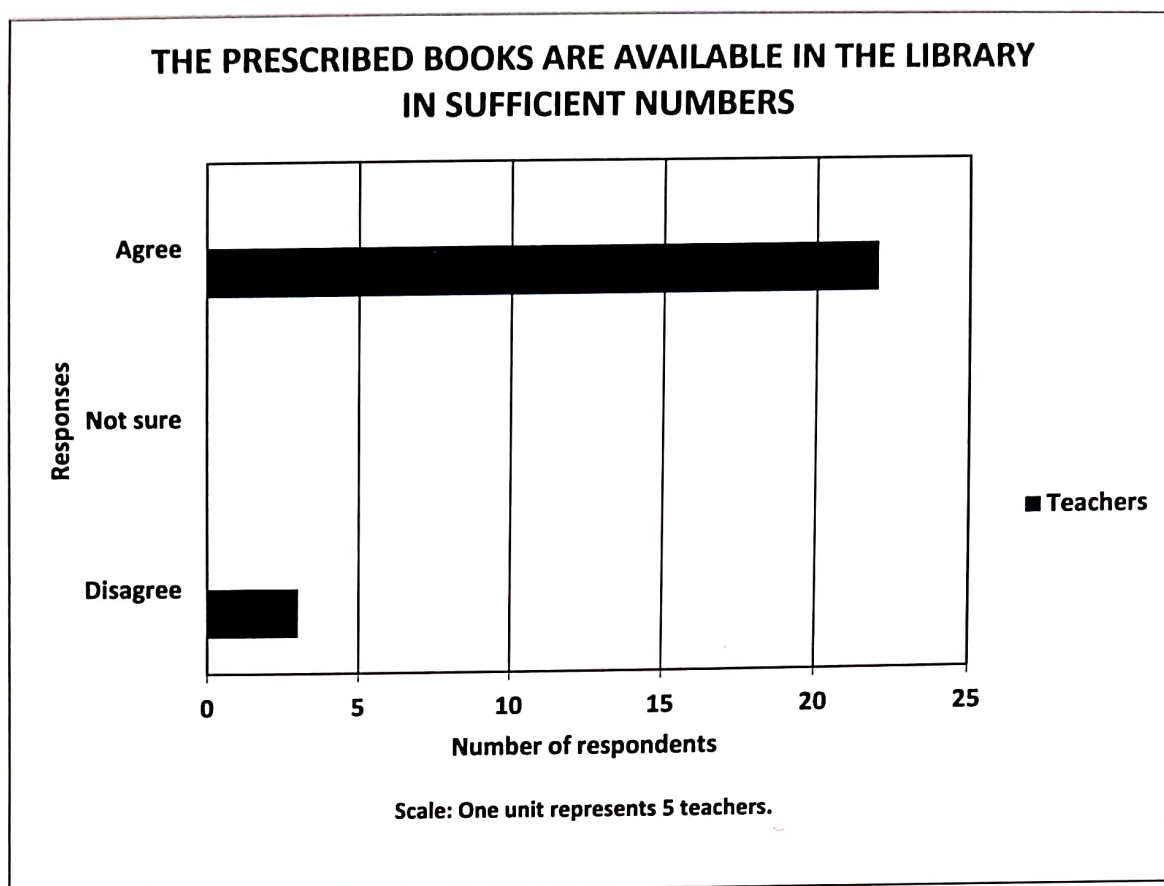


Figure 06: The prescribed books are available in the Library in sufficient numbers.

7. Computer and internet facilities are made available for ICT based teaching to the teachers.

Table 07: Computer and Internet facilities for ICT based teaching of teachers.

Responses	Disagree	Not sure	Agree	Total
Number of respondents	8	0	17	25
Per cent	32	0	68	100

A total of 68 per cent teachers agree that computer and internet facilities are provided to teachers for ICT based teaching. The remaining 32 per cent of teachers do not agree about this matter. No one said for not sure in this case (Table 07 and Figure 07).

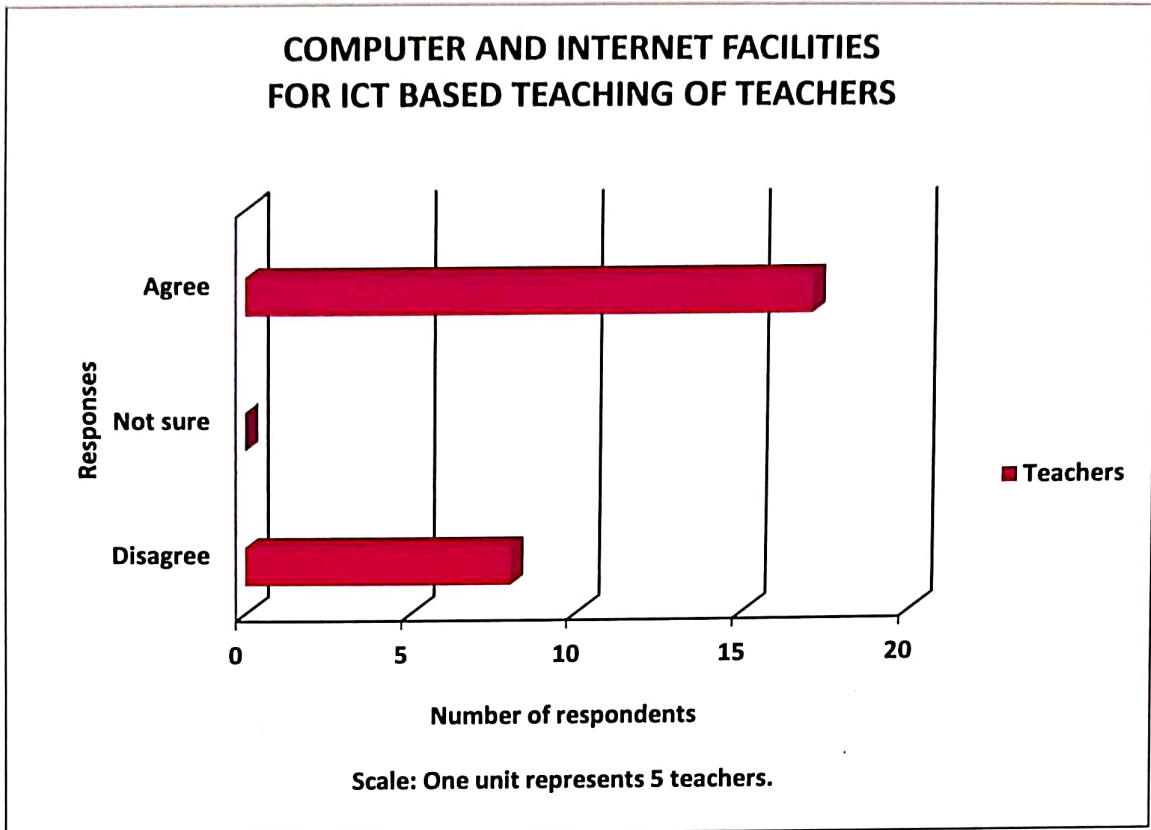


Figure 07: Computer and Internet facilities for ICT based teaching of teachers.

8. **The college provides adequate opportunities and support to faculty members for upgrading their skills and qualifications.**

Table 08: Adequate opportunities and support for faculty members to enhance their skills and qualifications.

Responses	Disagree	Not sure	Agree	Total
Number of respondents	0	0	25	25
Per cent	0	0	100	100

A total of 100 percent of teachers agree that the college provides adequate opportunities and support to faculty members to improve their skills and qualifications. None of the teachers disagreed to this question. No one said for not sure in this case (Table 08 and Figure 08).

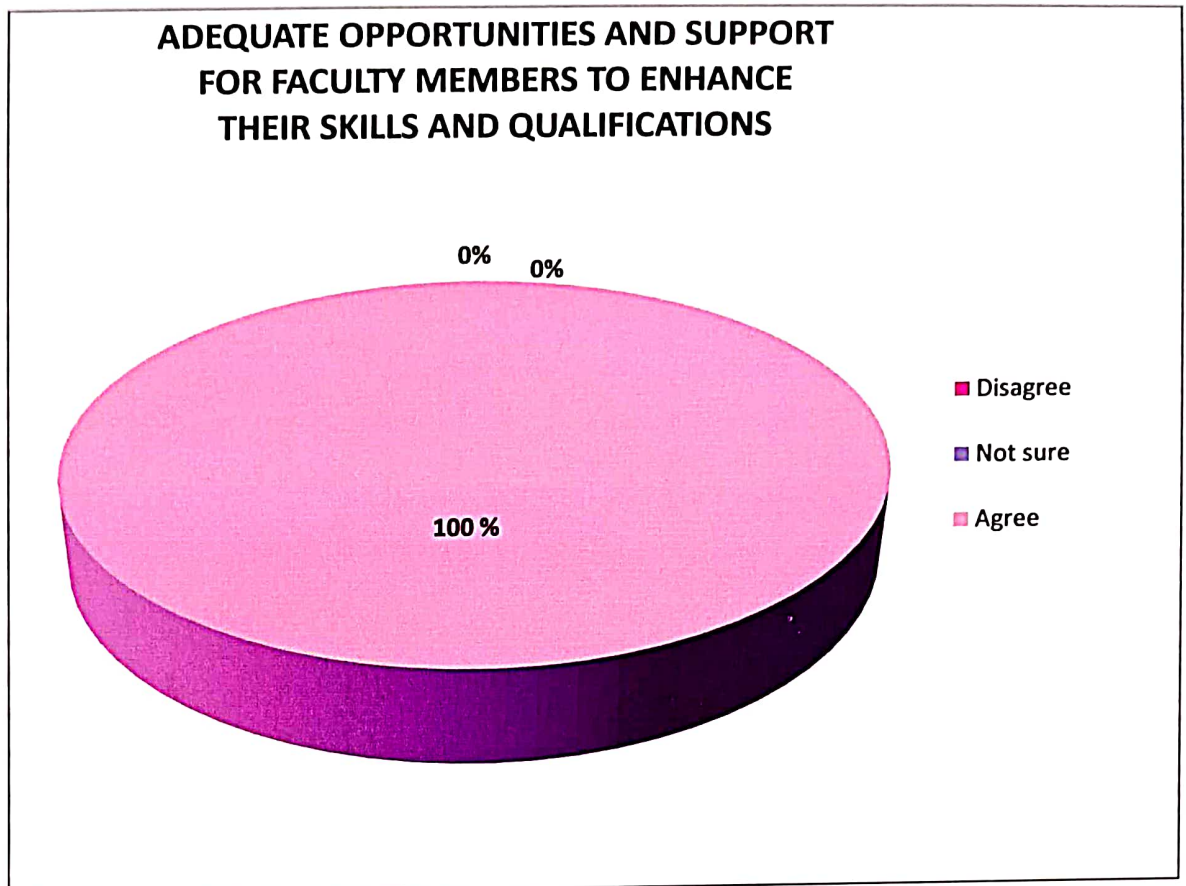


Figure 08: Adequate opportunities and support for faculty members to enhance their skills and qualifications.

9. Are you satisfied with staff common room, toilet, canteen and drinking water facilities in your college?

Table 09: Faculty member's satisfaction with staff common room, toilet, canteen and drinking water facilities in the college.

Responses	No	Not sure	Yes	Total
Number of respondents	20	0	5	25
Per cent	80	0	20	100

A total of 20 percent teachers is satisfied with the facilities of staff common room, toilets, canteen and drinking water in the college. The remaining 80 percent of the teachers are not satisfied with this. In this case, no one said that they are not sure Table 09 and Figure 09).

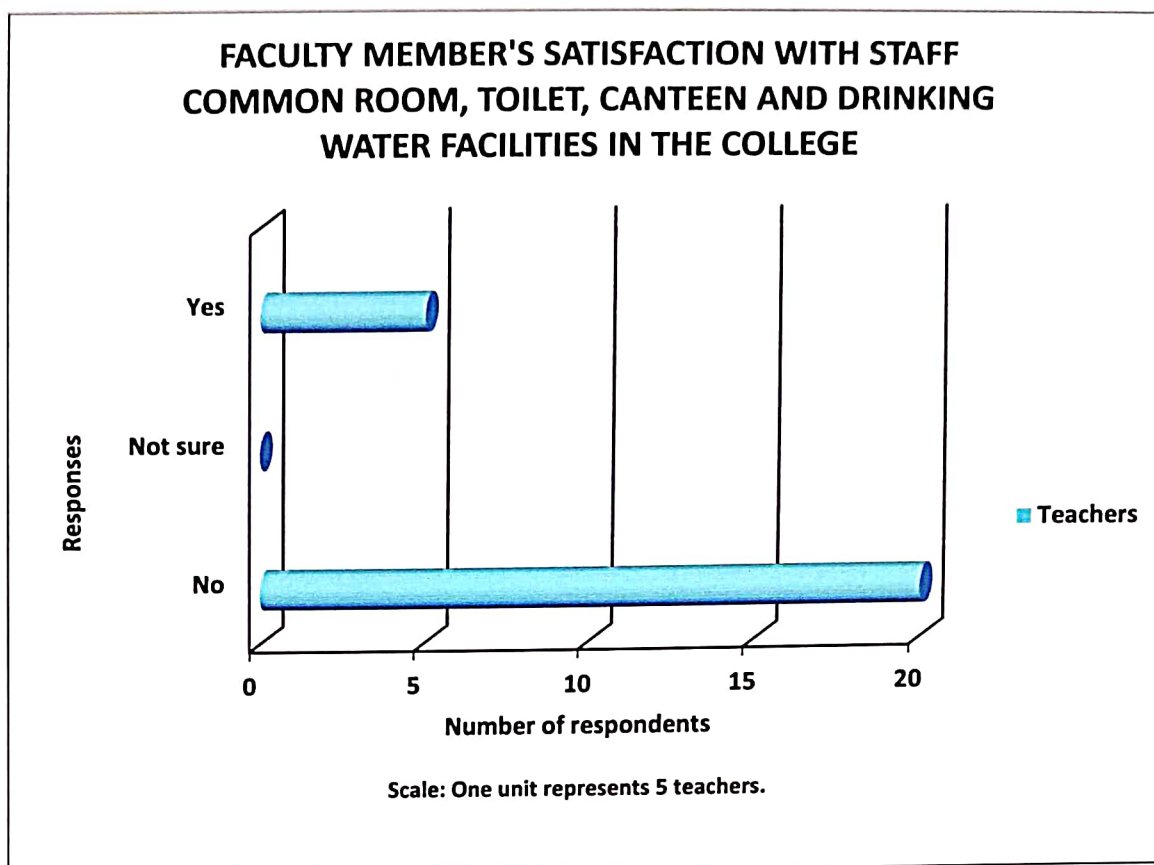


Figure 09: Faculty member's satisfaction with staff common room, toilet, canteen and drinking water facilities in the college.

10. College plays attention to conservation of environment and has taken the initiative on implementing waste management practices.

Table 10: Practices on environmental conservation and initiative in implementing waste management practices.

Responses	Disagree	Not sure	Agree	Total
Number of respondents	0	0	25	25
Per cent	0	0	100	100

A total of 100 per cent of teachers agree that the college pays attention to environmental conservation and has taken initiatives to implement waste management practices. None of the teachers disagreed to this question. No one said for not sure in this case (Table 10 and Figure 10).

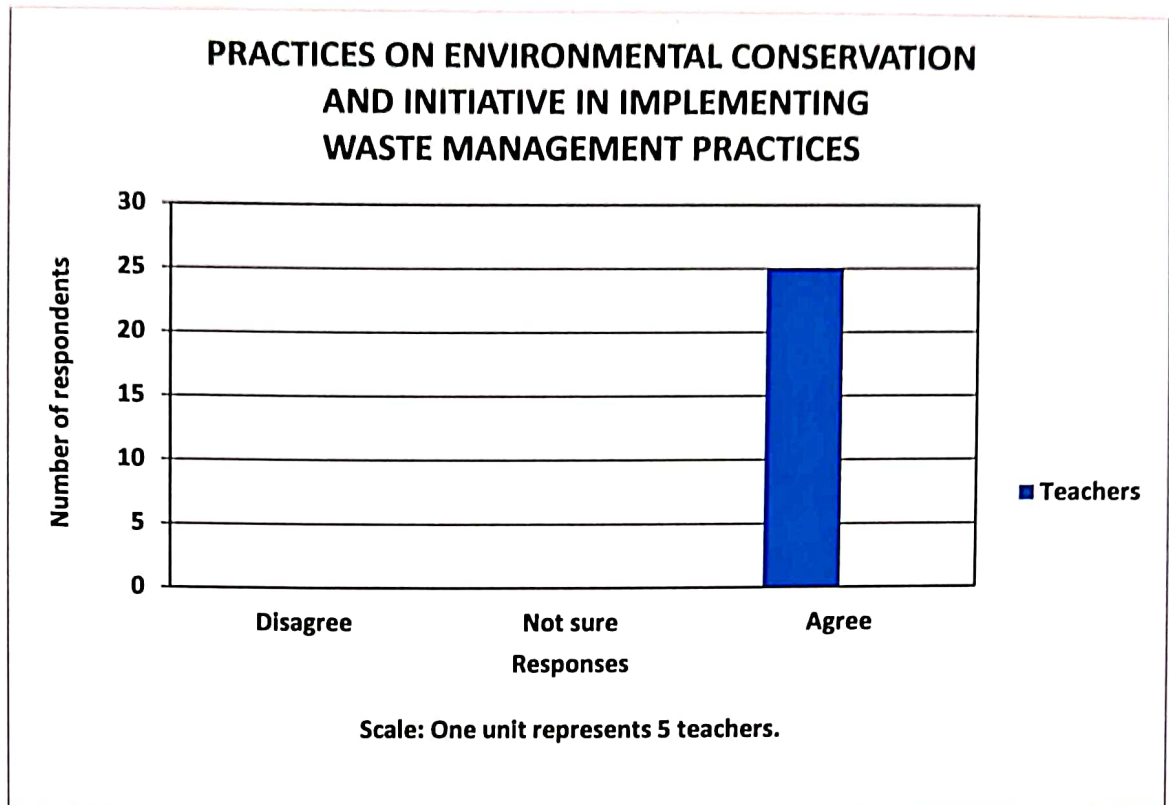


Figure 10: Practices on environmental conservation and initiative in implementing waste management practices.

11. Principal is approachable and accessible and believes in team efforts/building partnership.

Table 11: Principal is approachable and accessible and believes in team efforts/building partnership.

Responses	Disagree	Not sure	Agree	Total
Number of respondents	0	0	25	25
Per cent	0	0	100	100

All of the teachers (100 per cent) agree that the principal is approachable and accessible and believes in team efforts/building partnership. None of the teachers disagreed to this question. No one said for not sure in this case (Table 11 and Figure 11).

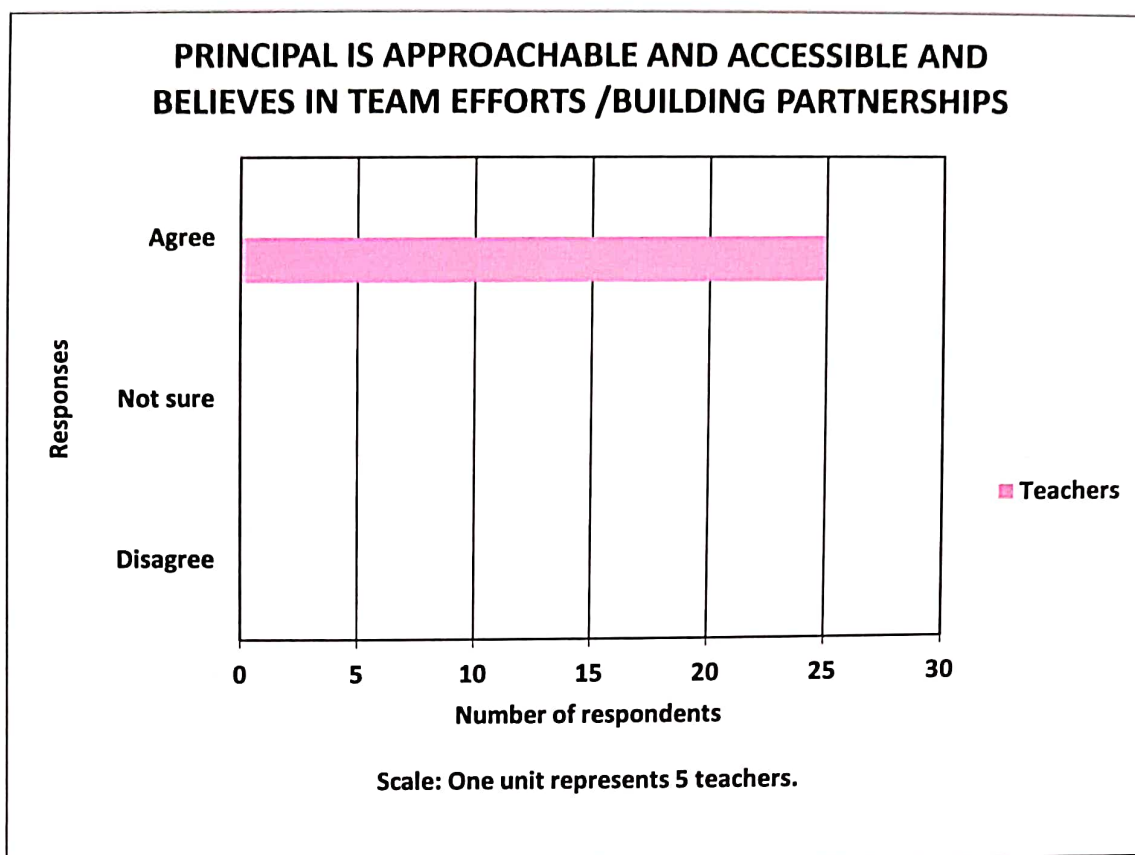


Figure 11: Principal is approachable and accessible and believes in team efforts/building partnership.

Suggestions from Teachers:

1. Medical facilities should be improved.
2. Teacher student ratio should be as per the norms.
3. Non-teaching work should not be given to the teaching staff.
4. Internet facilities should be improved for better connectivity.
5. Staff common room should be modernized and separate toilets should be provided.
6. The number of smart class rooms should be increased and maintenance of the existing ones should be done.
7. More classrooms should be built in line with the increasing strength of the students.

Conclusion:

Therefore, it is evident from the above analysis that, teachers expressed their satisfaction for all the questions except few areas. It was also observed that the college has scope for improvement for its staff common room infrastructures, toilet, drinking water, canteen facility, library, computer and internet facilities. Teachers were also asked to suggest the areas in which they want the institution to improve. The major areas raised by them were to ensure more classrooms, staff common room infrastructures, toilet, drinking water, canteen facility, medical facility, library, and computer and internet facilities.

Acknowledgment:

The active engagement of the IQAC member, Dr. Enamul Haque regarding the preparation of questionnaire, collection and analysis of the feedback is highly appreciated.



Goutam 20/6/2023.

(Dr. Goutam Kumar Mandal)

Co-ordinator,

Internal Quality Assurance Cell,

Netaji Subhash Ashram College, Suisa, Purulia

Co-Ordinator
IQAC
N.S.A. Mahavidyalaya
Suisa, Purulia